

IFBIC 2022 Presentation Access via BOX for Government

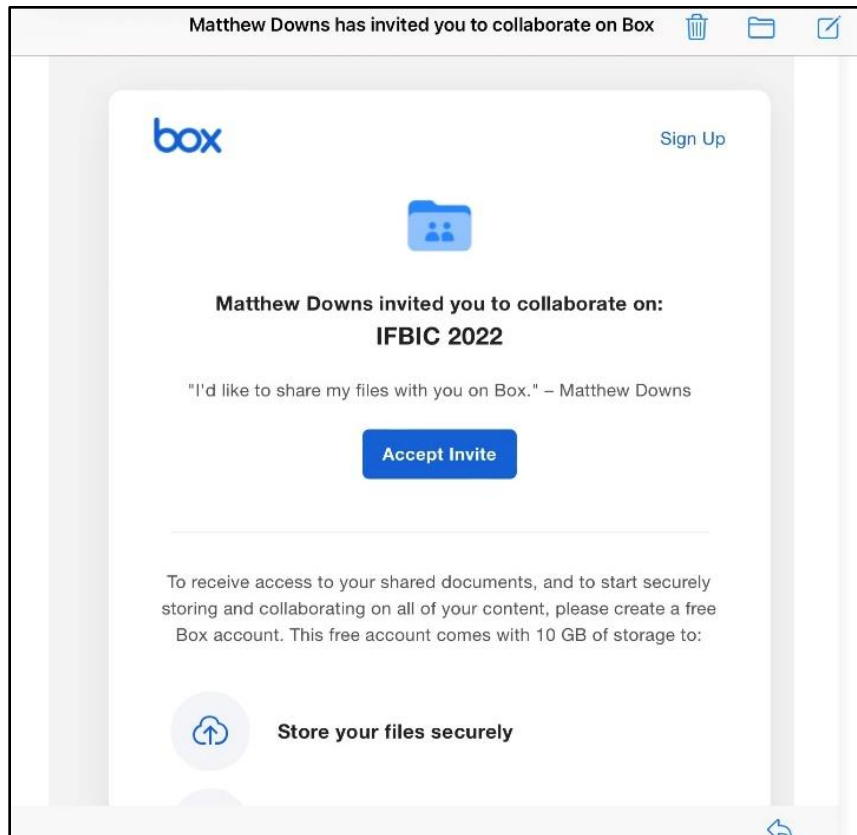
Access to the presentations at IFBIC 2022 is provided by request only, as the material is hosted on a secure platform. If you are interested in downloading any or all the presentations, please see instructions below. If you have difficulties accessing the site, please reach out to the team directly to coordinate an alternate path for downloading (IFBIC2022@mitre.org).

Step 1:

Send an email to IFBIC2022@mitre.org to request access. Once you send the request the MITRE team will send an invite to your email to participate in box.

Step 2:

The invitation will look similar to the image below. The invitation will be from either MITRE staff members Rachel Spencer or Matthew Downs. Click on the “Accept Invite” button in the email button to proceed.



Step 3:

Clicking “Accept Invite” will bring you to the page shown below to create your own account. Please complete the requested information and click submit

box English (US) 1-877-729-4269 Log In

Create Your Account

Matthew Downs has invited you to collaborate on "IFBIC 2022"

Signup for a Box account to accept invite

Full Name
Full Name

Email Address
rachelwspencer@yahoo.com

Password
Password

Confirm Password
Confirm Password

Phone Number
Phone Number

Your Current Plan:

Box Individual

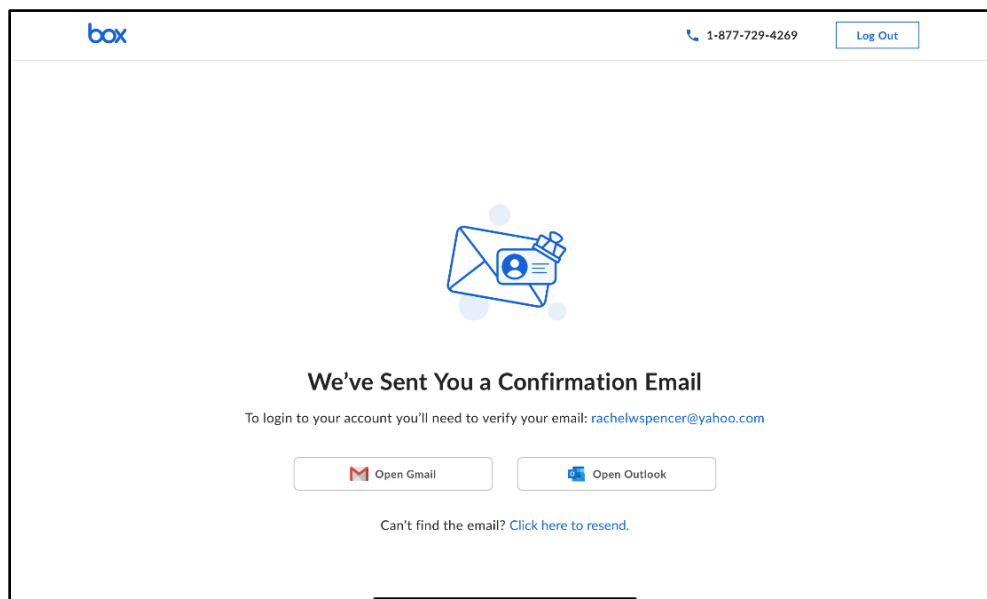
- ✓ 10 GB Storage
- ✓ 250 MB file upload limit
- ✓ Secure file sharing
- + Show More Features

Today's Total Free

Learn more about Box

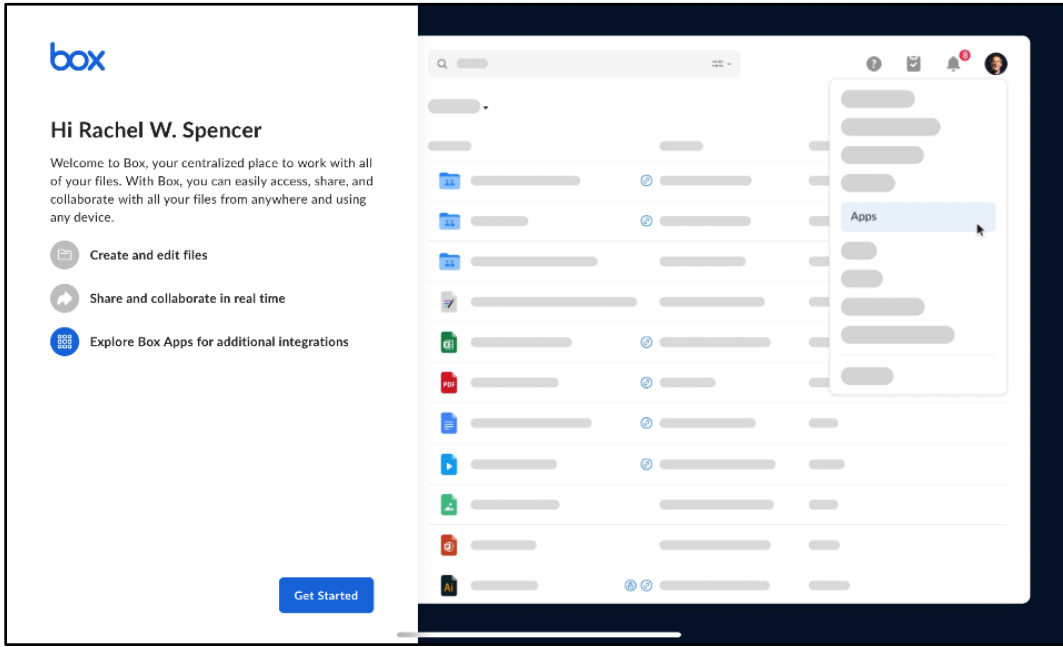
Step 4:

Once you submit your information you will see the screen below notifying a confirmation email has been sent. Please check your email for the confirmation email and follow the instructions for confirmation.



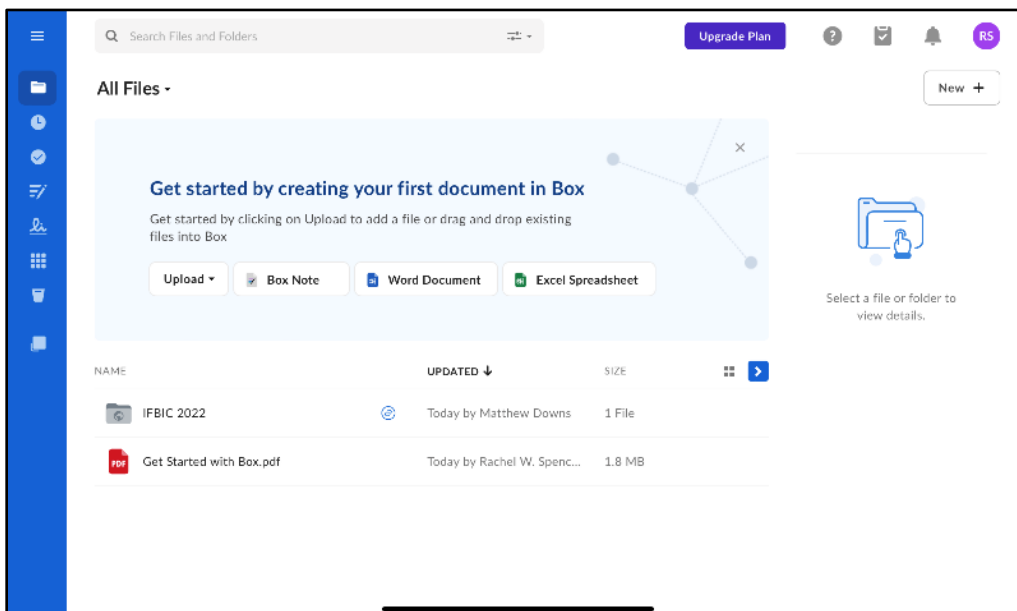
Step 5:

Once you click on the confirmation link, you will be directed to the box website where you will be logged in. There will be a short tutorial on how to use box. Please click on 'Get Started' to begin the tutorial.



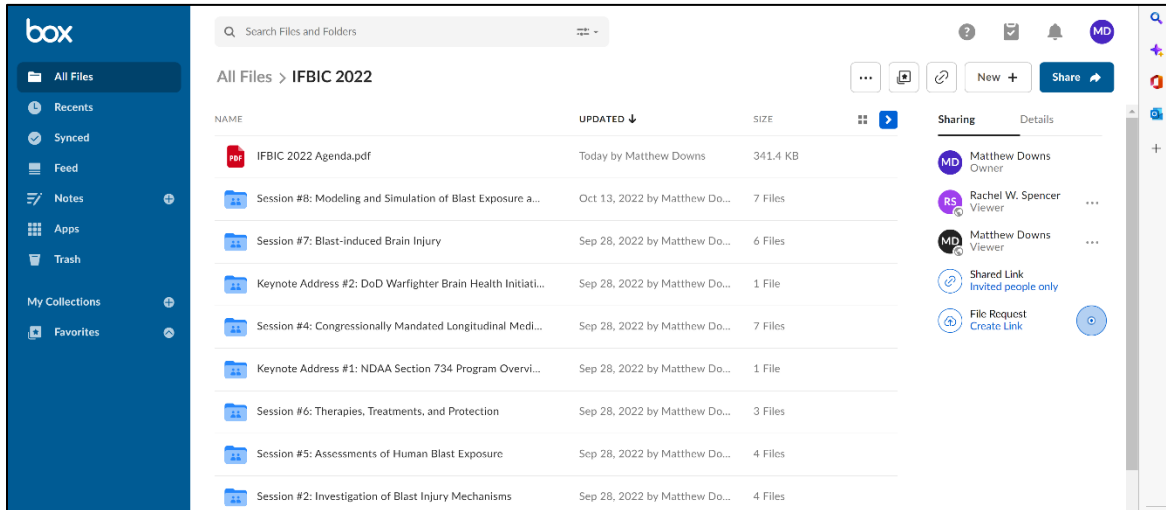
Step 6:

Once you complete the tutorial you will be brought to a similar screen shown below where you can access the IFBIC 2022 folder. Please click on the IFBIC 2022 folder.



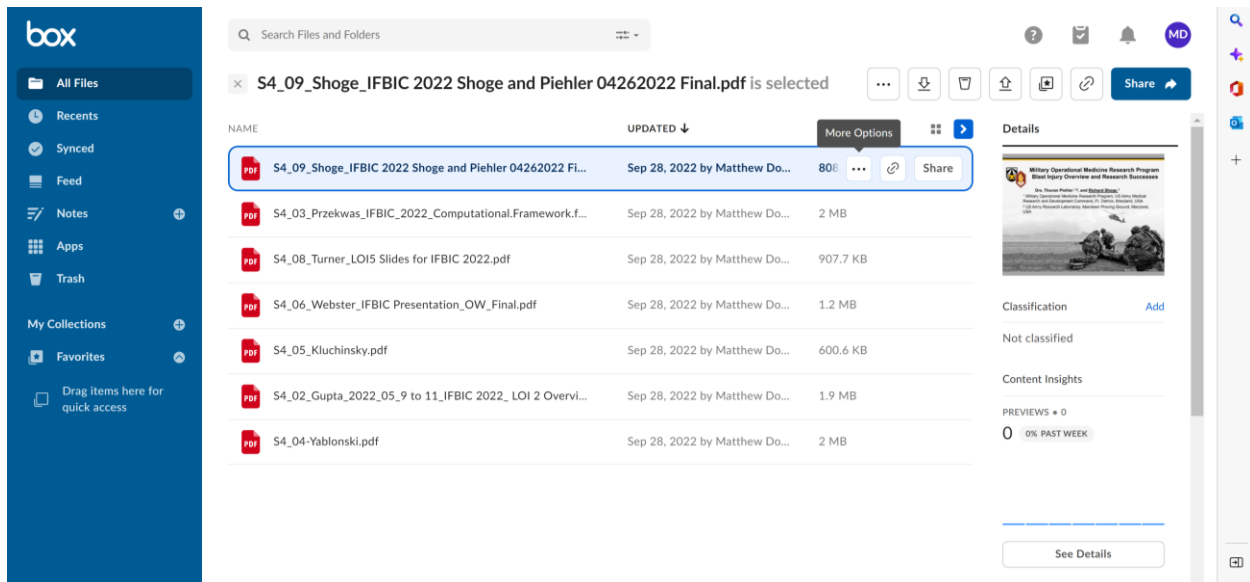
Step 7:

Once inside the IFBIC 2022 folder you should see a series of subfolder labeled for each session, keynote, or tutorial as shown in the image below. Additionally, you will find the IFBIC 2022 Agenda in the top folder that contains information on what presentations are in each session. Click on the subfolder with the presentation(s) you are interested in downloading.



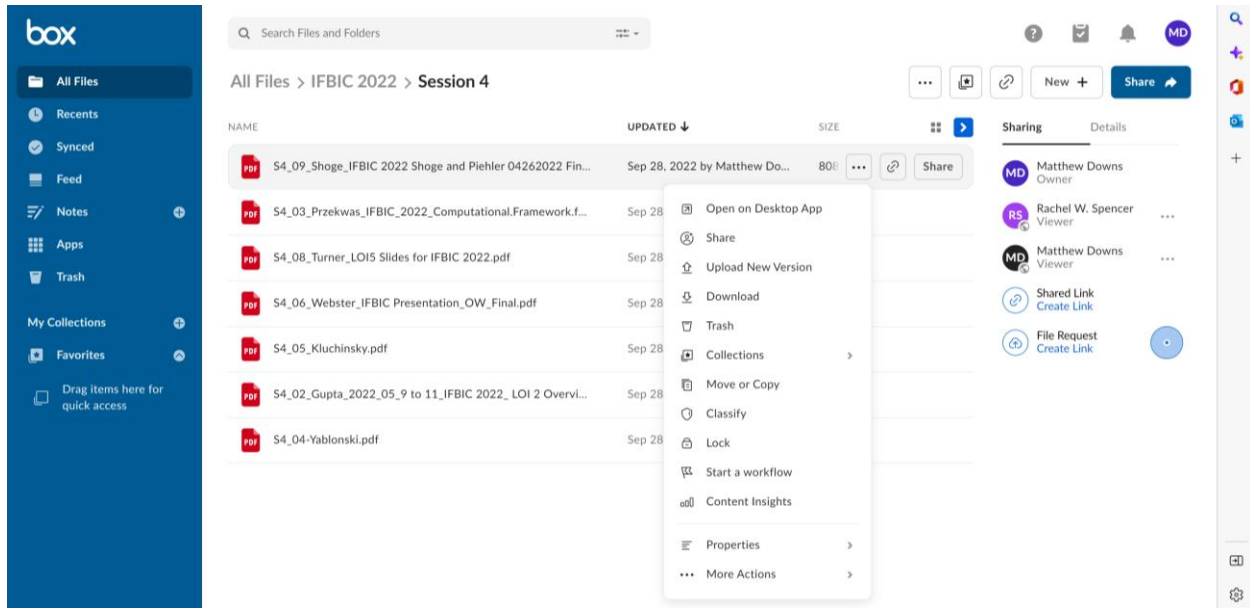
Step 8:

Once inside your selected subfolder mouseover the presentation you want to download. You should see additional buttons appear to the right side of the updated information column as shown in the image below. Please click on the '...' button for 'More Options'.



Step 9:

Clicking on the '...' will bring up additional options shown in the image below. Please click download to download the file.



Step 10:

Please repeat process for downloading any presentation you would like.

If you have any questions about this process or have a challenge to download a presentation, please contact the MITRE staff at IFBIC2022@mitre.org.